

## What is the details of our LED Garden light?

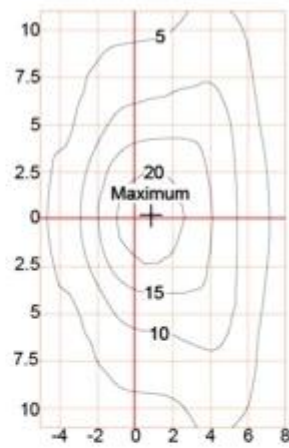
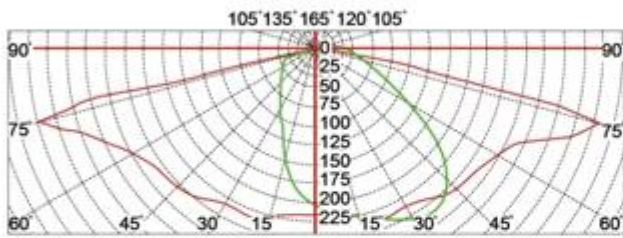
**inteiracorporoMorrerfundidaalumíniohabitação**  
**Tecnologia de difusor fotométrico duplo**  
**JantarBrancoendurecidovidro**  
**Individualeseladomódulo**

### Configuration Data:

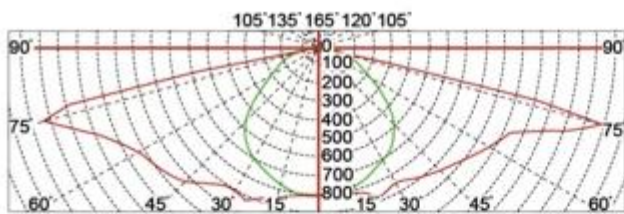
Código do produto	Poder avaliado	Qty led	Fluxo luminoso	G.w / n.w.	Tamanho de embalagem	Carregando Qty.
Ymled-6125 (15)	35w.	15.	3675.	10.4 / 12 (kgs)	490 * 490 * 905mm	88pcs / 20'GP.
Ymled-6125 (20)	45w.	20.	4725.	10.4 / 12 (kgs)	490 * 490 * 905mm	240 pcs / 40'HQ.
Ymled-6125 (25)	55w.	25.	5775.	10.4 / 12 (kgs)	490 * 490 * 905mm	

### Polar Diagram:

Type1



Type2



Type3

