

## What is the details of our LED Garden light?

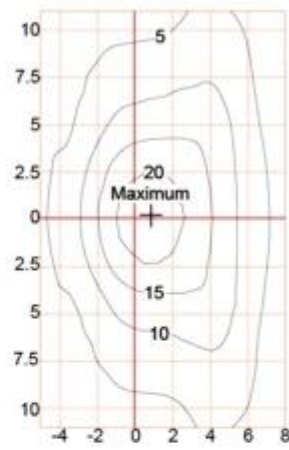
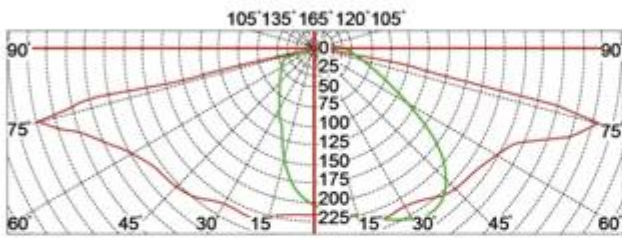
**geheellichaamDood gaangipsaluminium housing**  
**Double photometric diffuser technology**  
**Avondetenwit toughenedglas**  
**Sealed lamp housing**

## Configuration Data:

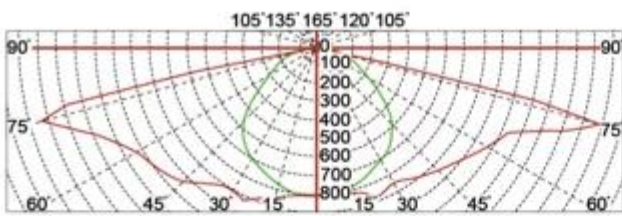
Productcode	Rated Power	LED Qty	Luminous Flux	G.W/N.W	Packing Size	Loading Qty
YMLED-6114(15)	35W	15	4200	8.5/7.5(kgs)	490*490*650mm	132PCS/20'GP
YMLED-6114(20)	45W	20	5400	8.5/7.5(kgs)	490*490*650mm	384PCS/40'HQ
YMLED-6114(25)	55W	25	6600	8.5/7.5(kgs)	490*490*650mm	

## Polar Diagram:

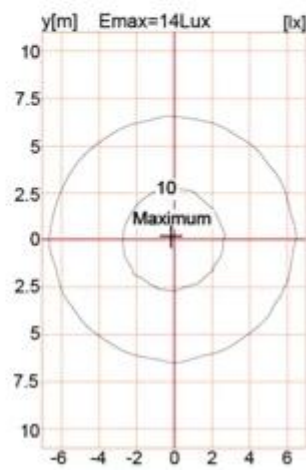
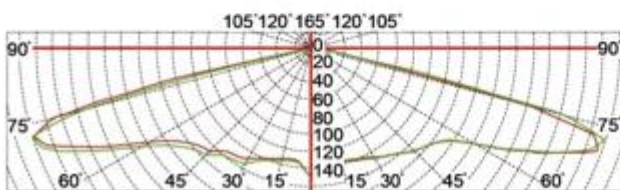
Type1



Type2



Type3





# YMLED-6114

RAL 7015



RAL 9005



## Product description:

whole body Die cast aluminum housing  
Double photometric diffuser technology  
Supper white toughened glass  
Sealed lamp housing

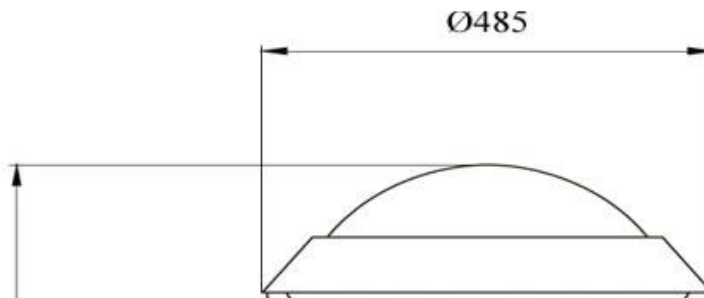


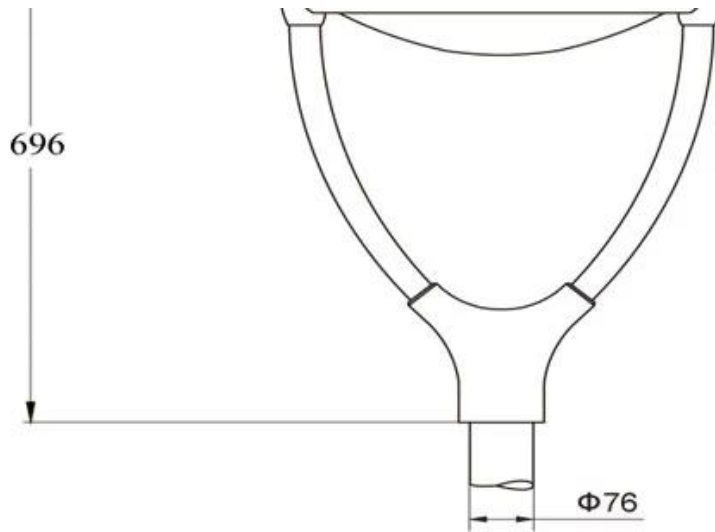
IP65

# Certificate



# Product Dimensions(mm)





# Internal Structure

