

## What is the details of our LED Garden light?

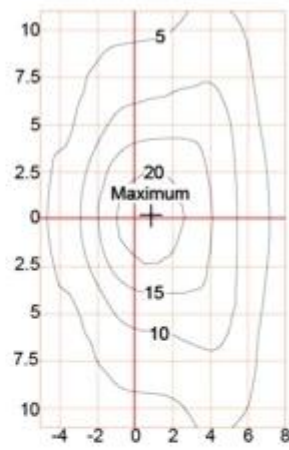
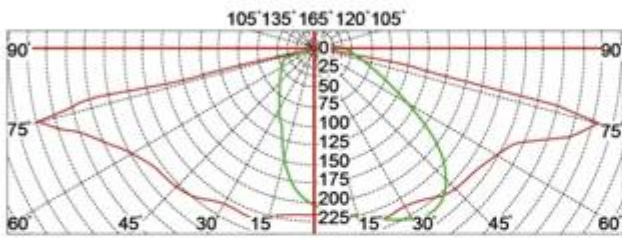
**enterocuerpoMoriremitiraluminioalojamiento**  
**Tecnología Doble Fotométrica Difusor**  
**Cenablancoundurecidovidrio**  
**Individualyselladomódulo**

### Configuration Data:

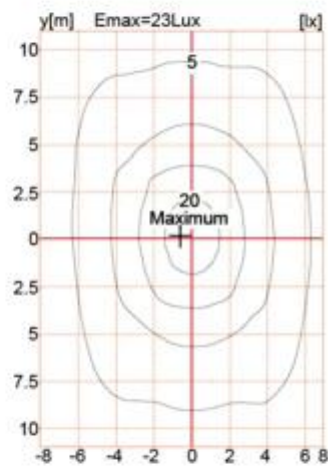
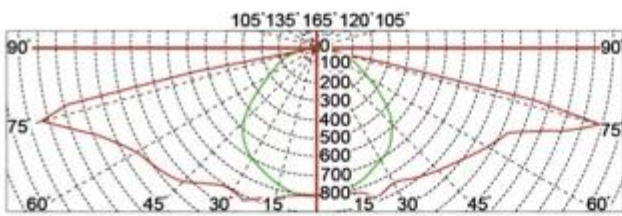
Código de producto	Potencia nominal	Cantidad LED	Flujo luminoso	G.W / N.W	Tamaño de embalaje	Cantidad de carga
YMLED-6125 (15)	35w	15	3675	10.4 / 12 (kgs)	490 * 490 * 905mm	88pcs / 20'gp
YMLED-6125 (20)	45W	20	4725	10.4 / 12 (kgs)	490 * 490 * 905mm	240pcs / 40'hq
YMLED-6125 (25)	55w	25	5775	10.4 / 12 (kgs)	490 * 490 * 905mm	

### Polar Diagram:

Type1



Type2



Type3

