

## What is the details of our LED Garden light?

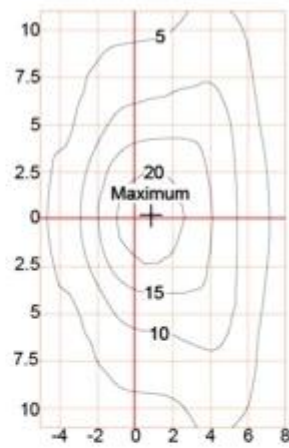
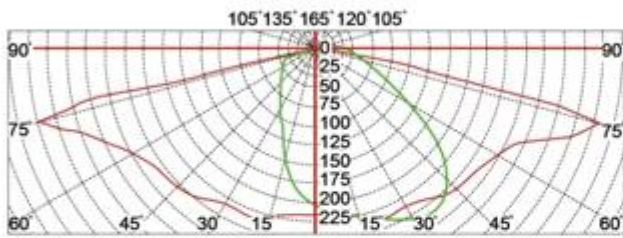
**ganzKarosseriesterbenGießenAluminiumGehäuse**  
**Double photometric diffuser technology**  
**AbendessenWeiß toughenedGlas**  
**Sealed lamp housing**

## Configuration Data:

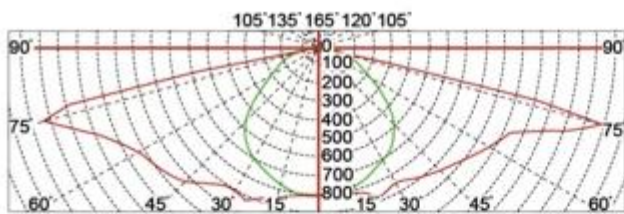
Produktcode	Rated Power	LED Qty	Lichtstrom	G.W/N.W	Packungsgröße	Loading Qty
YMLED-6114(15)	35W	fünfzehn	4200	8.5/7.5(kgs)	490*490*650mm	132PCS/20'GP
YMLED-6114(20)	45W	20.	5400	8.5/7.5(kgs)	490*490*650mm	384PCS/40'HQ
YMLED-6114(25)	55W	25	6600	8.5/7.5(kgs)	490*490*650mm	

## Polar Diagram:

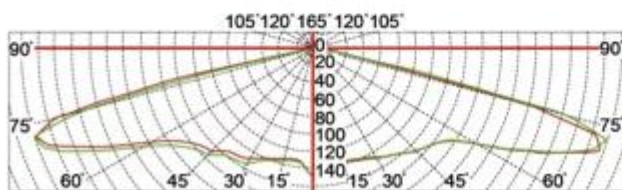
Type1



Type2



Type3





# YMLED-6114

RAL 7015



RAL 9005



## Product description:

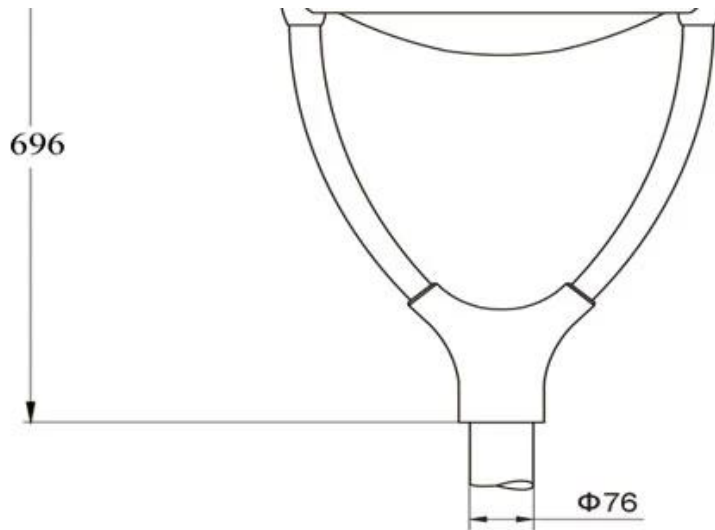
whole body Die cast aluminum housing  
Double photometric diffuser technology  
Supper white toughened glass  
Sealed lamp housing



IP65

# Certificate





# Internal Structure

